









# Complete Catalog

Contact your administrator to be assigned more lessons. If you are an administrator, assign yourself the lessons through the "Admin" side of Pork Avenue.



## Lessons for All Departments

ID#	Lesson	
0.00	Caretaker Training	
• 9.01	Biosecurity: Danish Entry Connected Barns	
• 9.02	Biosecurity: Danish Entry Unconnected Barns	
• 9.03	Biosecurity: Shower-in / Shower-out	
• 9.04	Biosecurity: Rodent Control	
• 9.06	Transport Biosecurity - Part 1 - Clean, Disinfect, Dry	
• 9.07	Transport Biosecurity - Part 2 - Pig Hauling Biosecurity	
• 11.01	Welfare: Avoiding Willful Acts of Abuse	
• 10.01	Fire Safety	
• 10.03	Zoonosis: Preventing Transmission of Disease between Pigs and Humans	
• 4.07	Safe Snare Restraint	
• 11.02	Providing Adequate Space and Housing	
• 12.01	HACCP: Food Safety and You	
• 12.02	HACCP: Identifying and Avoiding Hazards	
• 12.03	HACCP: Corrective Actions for Hazards on Farm	
14.02	Detectable Needle Best Practices	
7.01	PQA Plus	
8.01	TQA - Certification Training	
• 10.04	Increasing Safety Standards on Farm	
10.05	Pork Checkoff Safety Toolkit Lessons (OSHA Compliant)	
• 16.01	Water Line Cleaning and Disinfection*	
17.01	Common Swine Industry Audit (CSIA) Lessons	

# And more coming soon!

A special thank you to the following for sharing their lessons!





## Breeding and Gestation Curriculum

ID# Lesson

• 4.01	Animal Handling: Pig Behavior and You	
• 4.04	Animal Handling: Weaning Sows	
• 4.03	Animal Handling: Moving Pregnant Sows and Gilts	
• 4.02	Animal Handling: Training and Handling Boars	
• 2.08	Heatchecking Sows and Gilts in Pens	
• 2.09	Heatchecking Sows and Gilts in Stalls	
• 2.10	Artificial Insemination in Pens	
• 2.11	Artificial Insemination in Stalls	
• 2.16	PCAI Best Practices	
• 2.20	Boar Bot Safety and You	
• 2.21	Ultrasound Use and Care	
2.01	Basic Reproductive Physiology	
2.02	Gilt Development	
2.03	The Porcine Estrous Cycle	
2.04	When to Use P.G. 600®: Turning the Reproductive Stoplight Green	
2.07	MATRIX®: Synchronizing Gilts by Turning the Reproductive Traffic Light Red	
• 2.16	Treatment Management: Identification and Treatment of Sick Sows Gestation Basic Daily Care: Sows – Gestation*	
• 13.04	Group Sow Housing: Overview	
• 13.01	Group Sow Housing: Ear Tagging	
• 13.02	Group Sow Housing: Pre-training	
• 13.03	Group Sow Housing: Training	
• 5.01	Humane Euthanasia: Euthanasia Decision	
• 5.02	Humane Euthanasia: Captive Bolt (Penetrating)	
• 5.04	Humane Euthanasia: Captive Bolt Maintenance	

• In-Barn Verification Experience







\* Available soon!

NOTE: Employees can also complete TQA and PQA Plus on Pork Avenue.





## Farrowing Curriculum

ID#	Lesson	
• 4.01	Animal Handling: Pig Behavior and You	
• 4.05	Animal Handling: Weaning Pigs	
• 4.04	Animal Handling: Weaning Sows	
• 4.03	Animal Handling: Moving Pregnant Sows and Gilts	
• 1.01	Day One Pig Care: Introduction to Midwifery	
• 1.02	Day One Pig Care: Monitoring Sows as They Farrow	
• 1.16	Day One Pig Care: Sleeving and Oxytocin	
• 1.15	Day One Pig Care: Warming and Drying Piglets	
• 1.14	Day One Pig Care: Addressing Savaging Sows	
• 1.03	Day One Pig Care: Colostrum Management	
• 1.18	Quick Tips - Split Suckling	
• 1.04	Day One Pig Care: Fostering	
• 1.07	Strict MCREBEL Fostering	
• 1.07	Modified MCREBEL Fostering	
• 1.19	Quick Tips - Choosing Nurse Sows for Fallout Pigs	
• 1.20	Quick Tips - Choosing Day 1 Pigs for Day 1 Fostering	
• 1.21	Quick Tips - A Fostering "No-No" - Replacing Dead Pigs during Suckling Phase	
• 1.17	Piglet Iron Injection	
• 1.08	Piglet Processing	
• 1.05	Rupture Repair (Scrotal Hernia Repair)	
• 1.09	Treatment Management: Identification and Treatment of Sick Piglets	
• 1.10	Treatment Management: Identification and Treatment of Sick Sows Farrowing	
• 1.11	Basic Daily Care: Sows and Piglets	
• 5.01	Humane Euthanasia: Euthanasia Decision	
• 5.05	Humane Euthanasia: CO <sub>2</sub> Euthanasia with the EUTHANEX <sup>®</sup> AgPro <sup>™</sup>	
• 1.06	Farrowing Room Cleaning*	

• In-Barn Verification Experience

\* Available soon!

NOTE: Employees can also complete TQA and PQA Plus on Pork Avenue.





## Wean-to-Market Curriculum

ID#	Lesson	
• 4.01	Animal Handling: Pig Behavior and You	
• 4.05	Animal Handling: Weaning Pigs	
• 3.09	Barn Prep*	
• 3.10	Starting Pigs*	
• 3.03	Basic Pig Care - Daily and Weekly	
• 3.05	Identification and Treatment of Sick Pigs*	
• 9.01	Biosecurity: Danish Entry Connected Barns	
• 9.02	Biosecurity: Danish Entry Unconnected Barns	
• 3.01	Rectal Prolapse	
• 3.02	Swollen Ear Repair	
• 4.06	Animal Handling: Market Hogs	
• 4.07	Safe Snare Restraint	
• 6.01	Fit-to-Load: Making the Fit to Load Decision	
• 6.02	Fit-to-Load: Preparation of Facilities and Equipment	
• 6.03	Fit-to-Load: Preparing for and Executing Transportation in Extreme Weather	
• 5.01	Humane Euthanasia: Euthanasia Decision	
• 5.02	Humane Euthanasia: Captive Bolt (Penetrating)	
• 5.03	Humane Euthanasia: Captive Bolt (Non-Penetrating)	
• 5.04	Humane Euthanasia: Captive Bolt Maintenance	
• 5.10	How to Perform a Necropsy*	
• 3.19	Mixing Water Medicine – Aivlosin	



• In-Barn Verification Experience

\* Available soon!

NOTE: Employees can also complete TQA and PQA Plus on Pork Avenue.