

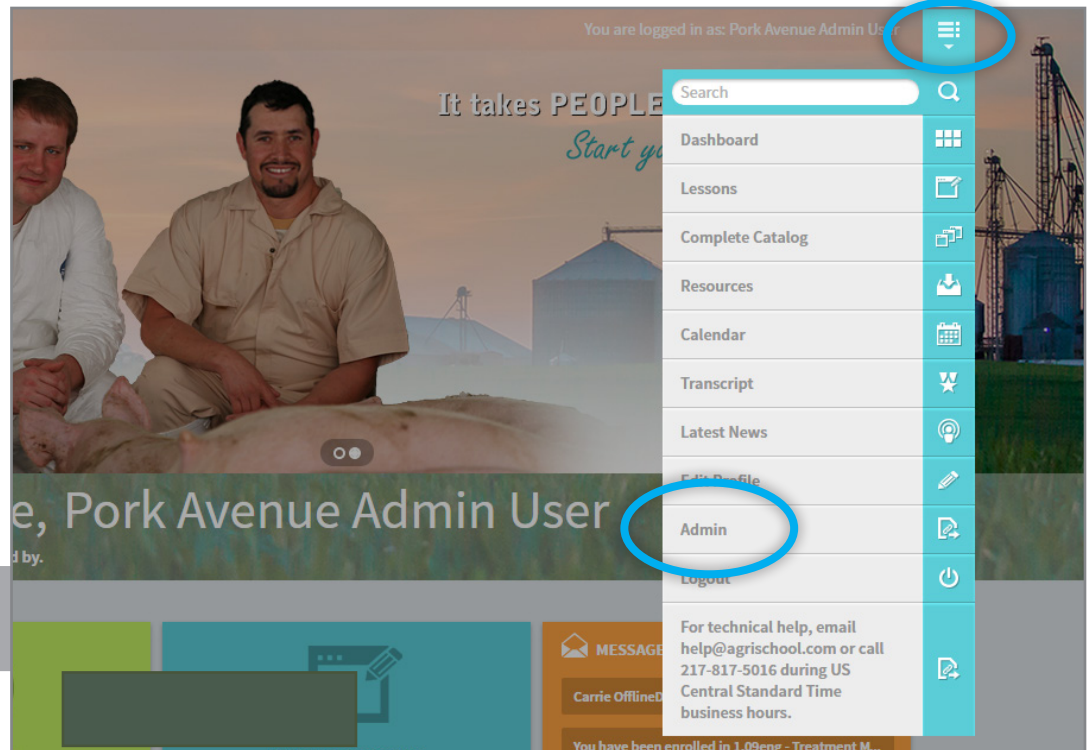


**Pork Avenue**<sup>™</sup>  
TRAINING PORTAL

# Batch Enrollments Step-by-Step Guide

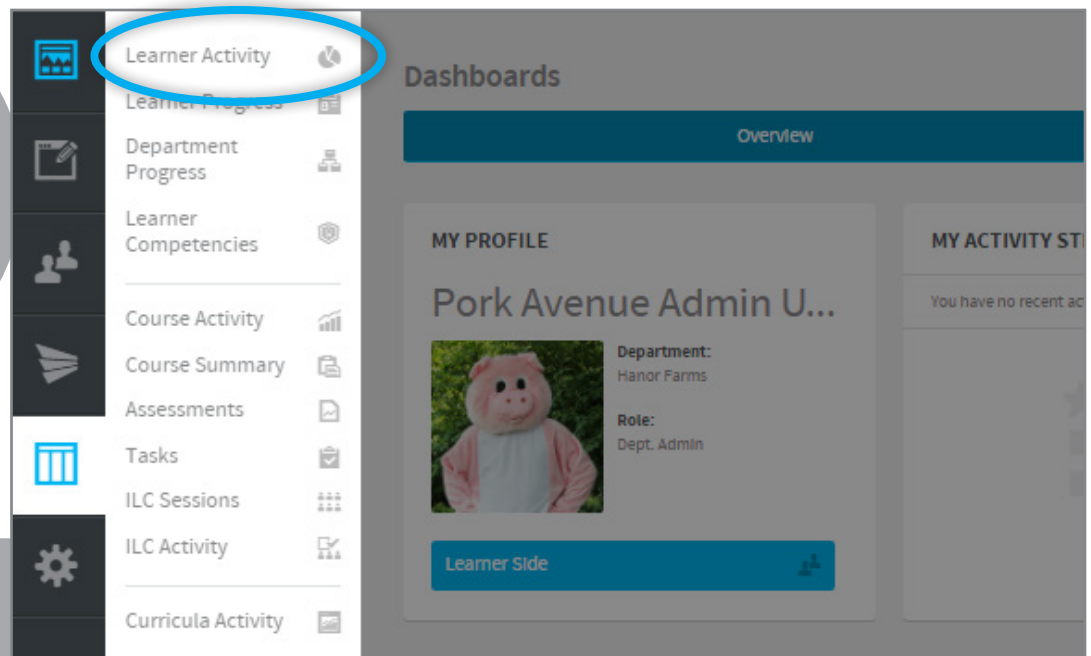
[www.porkavenuetraining.com](http://www.porkavenuetraining.com)

# 1



Once you have logged into Pork Avenue Training Portal, move from the learner side of Pork Avenue, to the admin side so you can manage enrollments on your farm. Click on the icon that is near the upper right of the page that resembles a drop down menu. Select "Admin." This will launch the administrator side of the site, which allows you to manage your farm.

# 2



Click on "Reports" and then "Learner Activity."

# 3

**Learner Activity**

Actions Mass Actions

Filter & Refine

1 - 20 of 135 items

	Last Name	First Name	Username
<input type="checkbox"/>	Admin	HANOR	HANOR_Admin
<input type="checkbox"/>	Admin User	Pork Avenue	CarrieDemo
<input type="checkbox"/>	Admin1	HANOR	HANOR_Admin1
<input type="checkbox"/>	Admin2	HANOR	HANOR_Admin2
<input type="checkbox"/>	Admin3	HANOR	HANOR_Admin3
<input type="checkbox"/>	Admin4	HANOR	HANOR_Admin4
<input type="checkbox"/>	Admin5	HANOR	HANOR_Admin5
<input checked="" type="checkbox"/>	Aguilar	Luis	Luis_Aguilar
<input checked="" type="checkbox"/>	Ajcuc	Felipe	Felipe_Ajcuc
<input type="checkbox"/>	Amado-Cabello	Jose	Jose_Amado-Cabello
<input type="checkbox"/>	Angeles	Julio	Julio_Angeles

You can filter this list by any of the columns listed.

# 4

**Learner Activity**

Actions Mass Actions

Filter & Refine

1 - 20 of 135 items

	Last Name	First Name	Username	Department	Enrollments
<input type="checkbox"/>	Admin	HANOR	HANOR_Admin	Hanor Farms	74
<input checked="" type="checkbox"/>	Admin User	Pork Avenue	CarrieDemo	Hanor Farms	3
<input type="checkbox"/>	Admin1	HANOR	HANOR_Admin1	Hanor Farms	74
<input type="checkbox"/>	Admin2	HANOR	HANOR_Admin2	Hanor Farms	74
<input type="checkbox"/>	Admin3	HANOR	HANOR_Admin3	Hanor Farms	74
<input type="checkbox"/>	Admin4	HANOR	HANOR_Admin4	Hanor Farms	74
<input type="checkbox"/>	Admin5	HANOR	HANOR_Admin5	Hanor Farms	74
<input type="checkbox"/>	Aguilar	Luis	Luis_Aguilar	Hanor - 305 - Farrowing	0
<input type="checkbox"/>	Ajcuc	Felipe	Felipe_Ajcuc	Hanor - 306 - Farrowing	0
<input type="checkbox"/>	Amado-Cabello	Jose	Jose_Amado-Cabello	Hanor - 306	0
<input type="checkbox"/>	Angeles	Julio	Julio_Angeles	Hanor - 309 - Farrowing	0
<input type="checkbox"/>	Arroyo	Gerardo	Gerardo_Arroyo	Hanor - 300 - Breeding	0
<input type="checkbox"/>	Avelino	Eri	Eri_Avelino	Hanor - 322 - Breeding	0

- First Logged In
- First Name
- Id
- Job Title
- Language
- Last Logged In
- Last Name
- Learner Date Added
- Learner Date Edited
- Location
- Middle Name
- Phone

If you do not see the column you are looking for click on the  symbol and chose the category you are looking for.

# 5

Learner Activity

Actions Mass Actions

Filter & Refine

1 - 20 of 135 Items

	Last Name	First Name	Username	Department	Location	Enrollments	Courses Started
<input type="checkbox"/>	Admin	HANOR	HANOR_Admin	Hanor Farms		74	3
<input type="checkbox"/>	Admin User	Pork Avenue	CarrieDemo	Hanor Farms		3	2
<input type="checkbox"/>	Admin1	HANOR	HANOR_Admin1	Hanor Farms		74	4
<input type="checkbox"/>	Admin2	HANOR	HANOR_Admin2	Hanor Farms		74	3
<input type="checkbox"/>	Admin3	HANOR	HANOR_Admin3	Hanor Farms		74	2
<input type="checkbox"/>	Admin4	HANOR	HANOR_Admin4	Hanor Farms		74	8
<input type="checkbox"/>	Admin5	HANOR	HANOR_Admin5	Hanor Farms		74	2
<input type="checkbox"/>	Aguilar	Luis	Luis_Aguilar	Hanor - 305 - Farrowing	Farrowing	0	0
<input type="checkbox"/>	Ajcuc	Felipe	Felipe_Ajcuc	Hanor - 306 - Farrowing	Farrowing	0	0
<input type="checkbox"/>	Amado-Cabello	Jose	Jose_Amado-Cabello	Hanor - 306	NC	0	0
<input type="checkbox"/>	Angeles	Julio	Julio_Angeles	Hanor - 309 - Farrowing	Farrowing	0	0

Click on the  icon next to the column you want to filter.

# 6

Learner Activity

Actions Mass Actions

Filter & Refine

Location

Contains

Breeding

Add Filter

Cancel

If you would like to see all learners that are in “Breeding” change the settings to “contain” the word “Breeding” and click on “Add Filter” to view your results.

# 7

<input type="checkbox"/>	Vargas-Moreno	Luis
<input type="checkbox"/>	Vazquez Espana	Ciriaco
<input type="checkbox"/>	Whitehead	Willie
<input type="checkbox"/>	Zurita-Veneroso	Margarit
	1000 ▾	Items Per Page

Only learners with the location set to “Breeding” should remain. Scroll to the bottom of the page and change the “Items per Page” to include all available items.

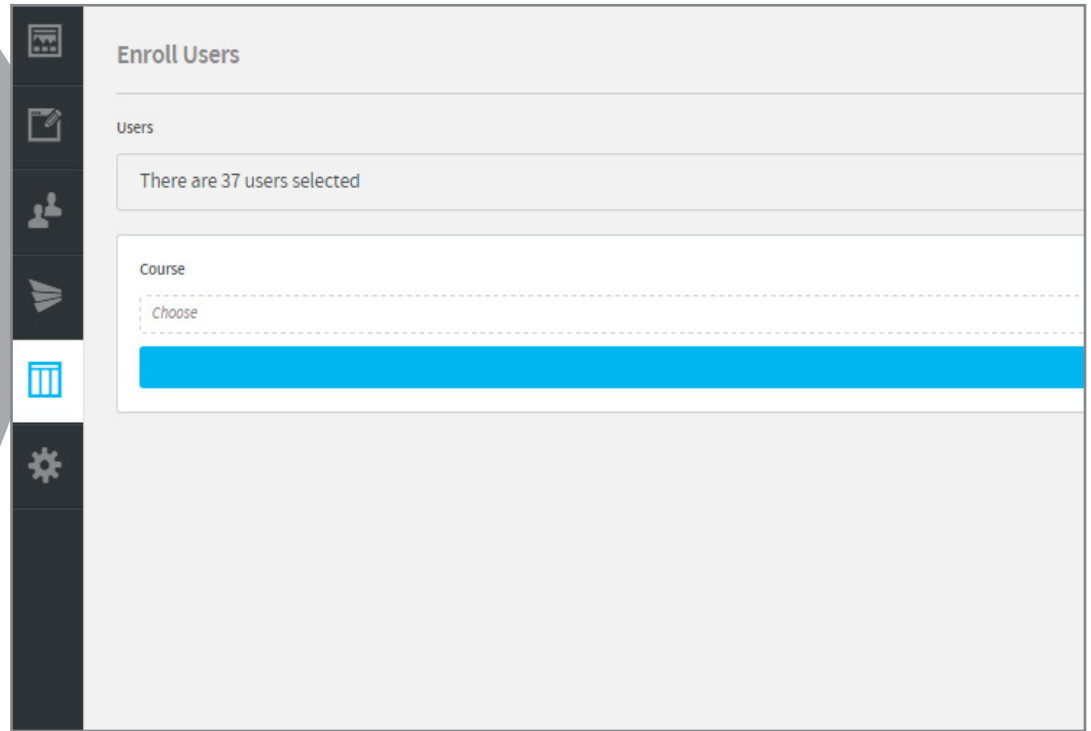
# 8

1 - 37 of 37 Items	
<input type="checkbox"/>	First Name ▶
<input type="checkbox"/>	Gerardo
<input type="checkbox"/>	Erl
<input type="checkbox"/>	Rosa
<input type="checkbox"/>	Marla
<input type="checkbox"/>	Fernando
<input type="checkbox"/>	Manuela

Click on the selection box and choose, “Select this page” to highlight all available items.

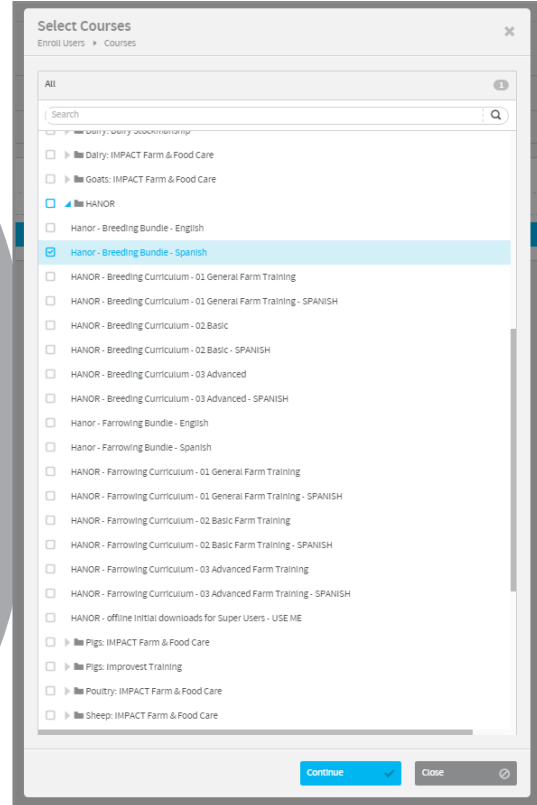


# 9



On the right-hand side of the page, choose “Enroll Users” to enroll all breeding departments into specific lessons.

# 10



Click on “Add Courses” to see a list of choices of your course bundles. Press “Continue” and then “Enroll” to confirm the enrollments.



**Pork Avenue**  
TRAINING PORTAL

[www.porkavenuetraining.com](http://www.porkavenuetraining.com)